

The EDGE

Installation of the Geller Repair SKUs

TIP-2012-001

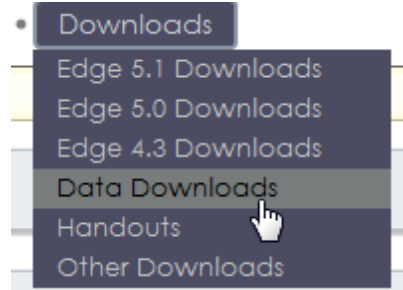
11 October 2016

CONTENTS

Downloading the Geller Repair SKUs	1
Importing into the Edge	1

DOWNLOADING THE GELLER REPAIR SKUS

1. First, download the Repair Task SKU data from www.edgeuser.com. It can be found under Downloads>Data Downloads.



2. In the second group down you will find the Repair Task SKU Data:

Repair Task SKU Data

Below are the Repair Task SKU data files. Please note that you are not licensed. Contact David Geller at www.edgeuser.com. You must be running Edge version 5.0.91019 or higher.

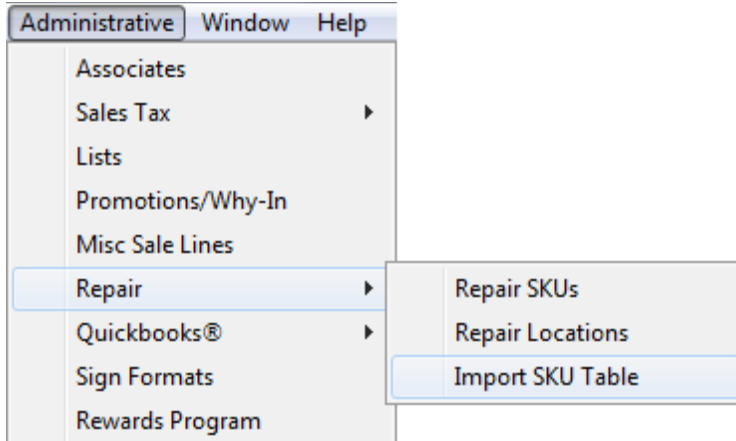
Title	Size (Kb)	Description
Geller32.EdgeTaskSKU	1,083.04	Geller Blue Book, version 3.2
Geller40.EdgeTaskSKU	2,680.85	Geller Blue Book version 4.0
Geller50.EdgeTaskSKU	5,667.78	Geller Blue Book, version 5.0
Geller504.EdgeTaskSKU	5,766.67	Geller Blue Book, version 5.04. Note:
Simple.EdgeTaskSKU	2.77	Simple / Free Repair Task SKU data



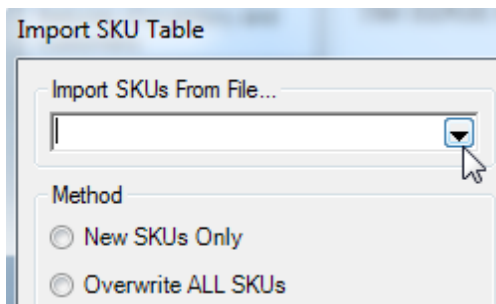
Be sure to save the file where you can find it.

IMPORTING INTO THE EDGE

1. Go to Administrative > Repair > Import SKU Table.



2. Select the Geller book that you wish to upload from the drop-down menu. This will be located where you saved the download to.



3. Choose the options that work best for you. If you have created or have modified any SKUs, make sure that you check those off to preserve your work.

The screenshot shows the 'Import SKU Table' dialog box. It has a title bar, a file selection field, a 'Method' section with radio buttons and checkboxes, a 'Price/Cost Adjustment' section with a table, a 'Round to Dollar' checkbox, and 'OK' and 'Cancel' buttons. Callout boxes provide instructions for each option.

Method

- New SKUs Only
- Overwrite ALL SKUs
- Preserve SKUs Created Here
- Preserved SKUs Modified Here

Price/Cost Adjustment

	Cost	Price
Parts	100.00%	100.00%
Labor	100.00%	100.00%
Other	100.00%	100.00%

Round to Dollar

Callout Boxes:

- Top Right:** Select the method appropriate for your needs. New SKUs - Will only import SKUs that you have never imported. Overwrite SKUs - Will overwrite ALL SKUs and import the complete book.
- Middle Right:** Preserve SKUs Created Here Preserve SKUs Modified Here are Exceptions to the overwrite ALL SKUs option
- Bottom Right:** You can choose to adjust the cost and price fields as needed. Please contact Geller if you need guidance with pricing calculations in your region.
- Bottom Left:** Choose 'Round to Dollar' if you wish all cost and pricing to round to the nearest whole dollar amount.

4. Once you are set, select OK, and let the import finish.
5. Restart The Edge to make the SKUs available at POS.

Multi Store Note!

The Geller SKUs import will transfer to other stores in the next transfer cycle.

NOTE!

The Geller data is licensed from Jeweler Profit. You will not be able to import the full book unless you have purchased a license from Jeweler Profit. Please contact them directly at 888-255-9848 or visit them on the web at www.JewelerProfit.com.